


# JOHN DEERE 6068AFM75

> 230 HP (172 KW) @ 2300 RPM

- > Water cooled turbo and exhaust manifold
- > Common Rail Fuel system
- > Heat exchanger or keel cooling
- > High torque
- > Low RPM

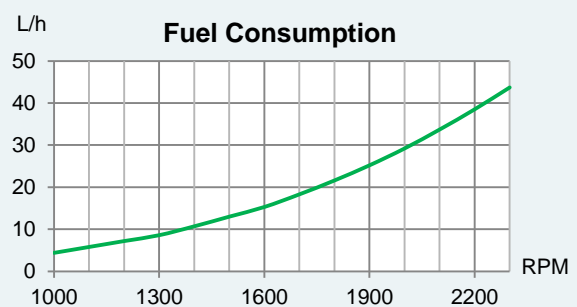
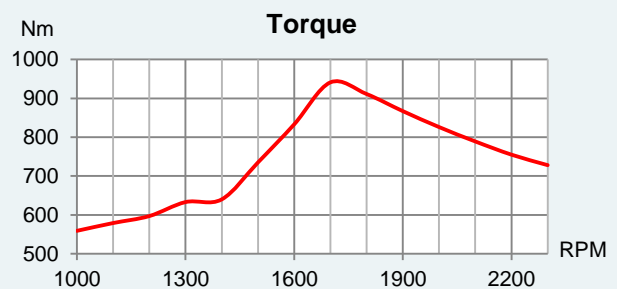
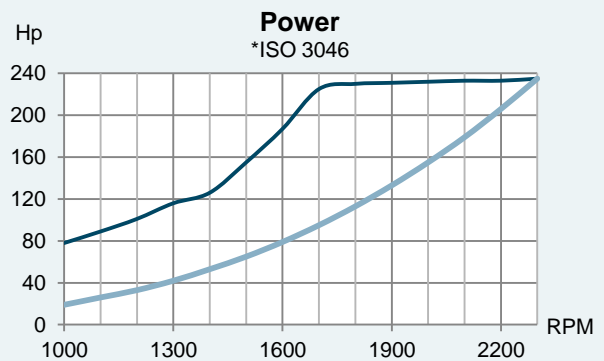


## John Deere Propulsion

6068AFM75 is a modern common rail engine optimized for low emissions and low fuel consumption. The engine has a water cooled turbocharger and exhaust manifold, the charge air cooler is freshwater cooled and this results in low surface temperatures for reliable operation. High torque provides good response when maneuvering. 24 volt electrical system with Nogva Motor Computer monitoring system.

## Technical Specifications

Rated power*	230 / 172 (hp / kW)
Engine speed*	2300 RPM
Displacement	6800 cm <sup>3</sup>
Number of cylinders	6 in-line
Bore and stroke	106 x 127 mm
Compression ratio	16,7:1
Fuel injection	High pressure common rail
Aspiration	Turbocharged and aftercooled
Cooling system	Heat exchanger or keel cooling
Electrical system	24-volt
Max. Install angle	12°
Weight (dry)	787 kg
Rating	M1
Emission rating	EPA Tier 2, IMO and EU 97/68/EC
<b>Connections</b>	
Exhaust, wet	Min Ø127 mm
Exhaust, dry	Min Ø102 mm



# JOHN DEERE 6068AFM75

## Standard equipment

- > Nogva Motor computer
- > Heat exchanger
- > Silencer (Dry exhaust)
- > Exhaust compensator
- > 2-pole complete el.system (24V)
- > Extension cable for computer (4m)
- > Bilge pump for lub.oil
- > Engine brackets
- > Water cooled turbo and manifold
- > Water separator (fuel)

## Optional equipment

- > Nogva marine gear
- > Nogva CPP propeller
- > External cooling pipes
- > Vibration isolators
- > Control lever
- > Control cable
- > Pulley/adaptor for front equipment
- > Other equipment on request

## Dimensions

