


# JOHN DEERE 6090SFM75

> 425 HP (317 KW) @ 2300 RPM

- > Water cooled turbo and exhaust manifold
- > Common Rail Fuel system
- > High torque
- > Low RPM

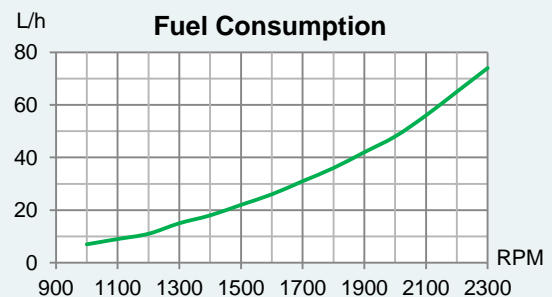
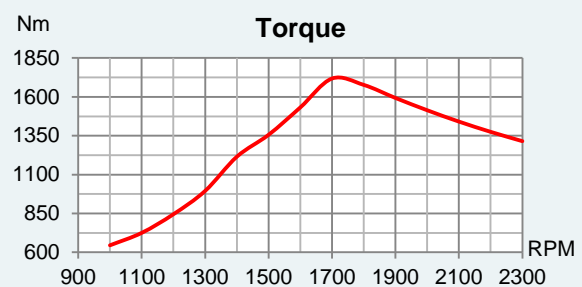
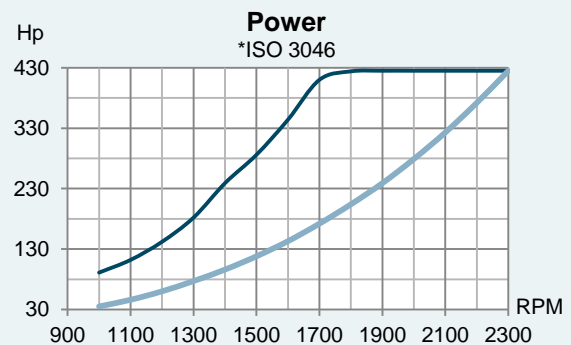


## John Deere Propulsion

6090SFM75 is a modern common rail engine optimized for low emissions and low fuel consumption. The engine has a water cooled turbocharger and exhaust manifold, the charge air cooler is seawater cooled and this results in low surface temperatures for reliable operation. High torque provides good response when maneuvering. 24 volt electrical system with Nogva Motor Computer monitoring system.

## Technical Specifications

Rated power*	425 / 317 (hp / kW)
Engine speed*	2300 RPM
Displacement	9000 $cm^3$
Number of cylinders	6 in-line
Bore and stroke	118,4 x 136 mm
Compression ratio	16:1
Fuel injection	High pressure common rail
Aspiration	Turbocharged and aftercooled
Cooling system	Heat exchanger
Electrical system	24-volt
Max. Install angle	12°
Weight (dry)	1066 kg
Rating	M3
Emission rating	EPA Tier 2, IMO and EU 97/68/EC
<b>Connections</b>	
Exhaust, wet	Min Ø140 mm
Exhaust, dry	Min Ø127 mm



# JOHN DEERE 6090SFM75

## Standard equipment

- > Nogva Motor computer
- > Heat exchanger
- > Silencer (Dry exhaust)
- > Exhaust compensator
- > 2-pole complete el.system (24V)
- > Extension cable for computer (8m)
- > Bilge pump for lub.oil
- > Engine brackets
- > Water cooled turbo and manifold
- > Water separator (fuel)

## Optional equipment

- > Nogva marine gear
- > Nogva CPP propeller
- > Vibration isolators
- > Control lever
- > Control cable
- > Pulley/adapter for front equipment
- > Other equipment on request

## Dimensions

