


JOHN DEERE 6135SFM85

> 750 HP (559 KW) @ 2200 RPM

- > **Water cooled turbo and exhaust manifold**
- > **Unit injector**
- > **High torque**
- > **Low RPM**

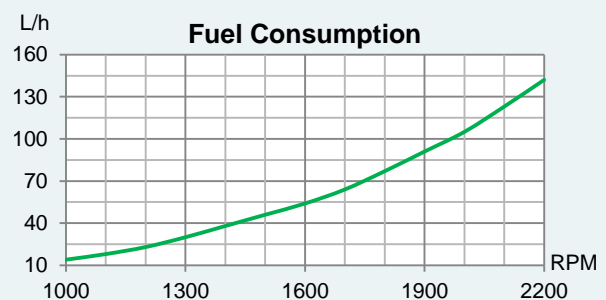
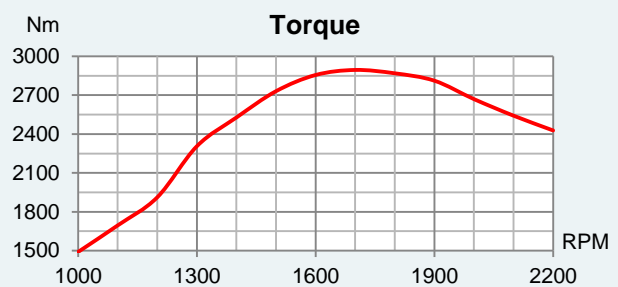
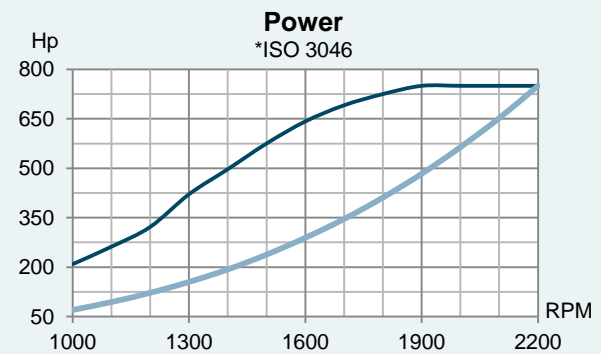


John Deere Propulsion

6135SFM85 is a modern common rail engine optimized for low emissions and low fuel consumption. The engine has a water cooled turbocharger and exhaust manifold, the charge air cooler is seawater cooled and this results in low surface temperatures for reliable operation. High torque provides good response when maneuvering. 24 volt electrical system with Nogva Motor Computer monitoring system.

Technical Specifications

Rated power*	750 / 559 (hp / kW)
Engine speed*	2200 RPM
Displacement	13000 cm ³
Number of cylinders	6 in-line
Bore and stroke	132 x 165 mm
Compression ratio	15,3:1
Fuel injection	Unit injector
Aspiration	Turbocharged and aftercooled
Cooling system	Heat exchanger
Electrical system	24-volt
Max. Install angle	12°
Weight (dry)	1426 kg
Rating	M5
Emission rating	EPA Tier 3, IMO and EU 97/68/EC
Connections	
Exhaust, wet	Min Ø203 mm
Exhaust, dry	Min Ø152 mm



JOHN DEERE 6135SFM85

Standard equipment

- > Nogva Motor computer
- > Heat exchanger
- > Silencer (Dry exhaust)
- > Exhaust compensator
- > 2-pole complete el.system (24V)
- > Extension cable for computer (8m)
- > Bilge pump for lub.oil
- > Engine brackets
- > Water cooled turbo and manifold
- > Water separator (fuel)

Optional equipment

- > Nogva marine gear
- > Nogva CPP propeller
- > Vibration isolators
- > Control lever
- > Control cable
- > Pulley/adapter for front equipment
- > Other equipment on request

Dimensions

