

SCANIA DI13 091M

> 426-426 KW



The marine engines from Scania are based on a robust design with a strength optimized cylinder block containing wet cylinder liners that can easily be exchanged. Individual cylinder heads with 4 valves per cylinder promotes reparability and fuel economy.

The engine is equipped with a Scania developed Engine Management System, EMS, to ensure the control of all aspects related to engine performance. The injection system is based on electronically controlled unit injectors, which in combination with SCR (Selective Catalytic Reduction) gives low exhaust emissions with good fuel economy and a high torque already at low revs.

The engine can be fitted with many accessories such as air cleaners, PTOs, instrumentation and cast iron flywheel housing with dual positions for starter to suit a variety of installations.

	Engine speed (rpm)	
	1500	1800
Gross power (kW)	426	426
Gross torque (Nm)	2712	2260
Fuel consumption at full load (g/kWh)	197	196
Fuel consumption at 3/4 load (g/kWh)	192	194
Fuel consumption at 1/2 load (g/kWh)	194	198
Reductant consumption at full load (g/kWh)	19	18
Heat rejection to coolant* (kW)	277	276

*Including charge air

Rating: PRP - Prime power

For continuous operation and unlimited yearly operating time at varying load. Max. mean load factor of 70% of rated power over 24 h of operation. 1 hour/12-hour period of overload to 110% load. Max. 25 h accumulated service time above 100% load per year.

Standard equipment

- Scania Engine Management System, EMS
- Unit injectors, PDE
- Turbocharger
- Fuel pre-filter with water separator
- Fuel filter
- Oil filter, full flow
- Centrifugal oil cleaner
- Oil cooler, integrated in cylinder block
- Oil filler, in cylinder block
- Oil dipstick, in cylinder block
- Starter motor, 2-pole 7.0 kW
- Alternator, 2-pole 100 A
- Flywheel SAE 14
- Silumin flywheel housing, SAE 1 flange
- Front-mounted engine suspension
- SCR system
- Protection covers
- Closed crankcase ventilation

Engines with heat exchanger:

- Impeller sea water pump
- Heat exchanger with expansion tank

Optional equipment

- Scania Instrumentation 2.1
- Hydraulic pump
- Side-mounted PTO
- Front-mounted PTO
- Exhaust connections
- Engine heater
- Engine suspension with different heights
- Stiff rubber suspension
- Air cleaner
- Cast iron flywheel housing, SAE 1 flange
- Reversible fuel filter
- Variable idle speed setting
- Low and extra low oil sump
- Reversible oil filters
- Long oil dipstick
- Oil level sensor
- Coolant level monitor
- Reductant feed pump
- Bilge pump

Engines with heat exchanger:

- Self-priming sea water pump

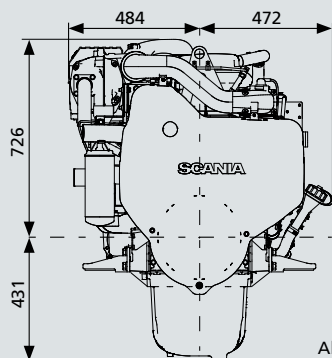
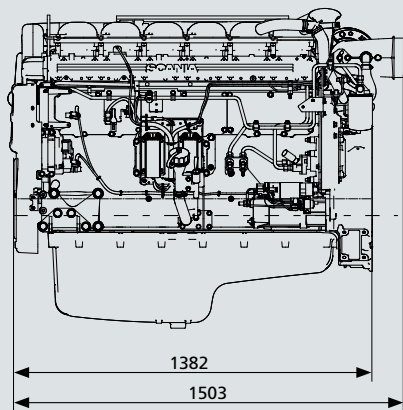
SCANIA DI13 092M

DI13 091M. 426-426 kW

IMO Tier III, IMO Tier II

Engine description

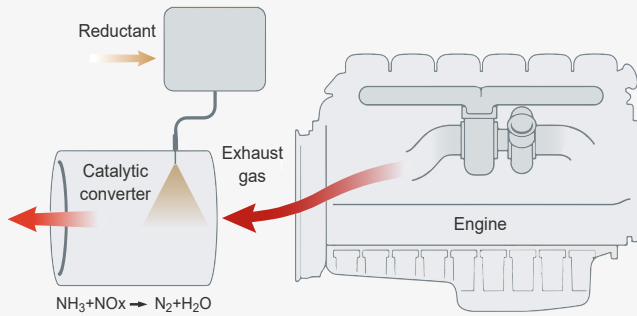
No of cylinders	6 in-line
Working principle	4-stroke
Firing order	1 - 5 - 3 - 6 - 2 - 4
Displacement	12.7 litres
Bore x stroke	130 x 160 mm
Compression ratio	17.3:1
Weight (excl oil and coolant)	1285 kg (Engine with heat exchanger) 1180 kg (Engine with keel cooling)
Piston speed at 1500 rpm	8.0 m/s
Piston speed at 1800 rpm	9.6 m/s
Camshaft	High position alloy steel
Pistons	Steel pistons
Connection rods	I-section press forgings of alloy steel
Crankshaft	Alloy steel with hardened and polished bearing surfaces
Oil capacity	30-36 dm ³ (standard oil sump)
Electrical system	2-pole 24 V DC



All dimensions in mm

SCANIA DI13 092M

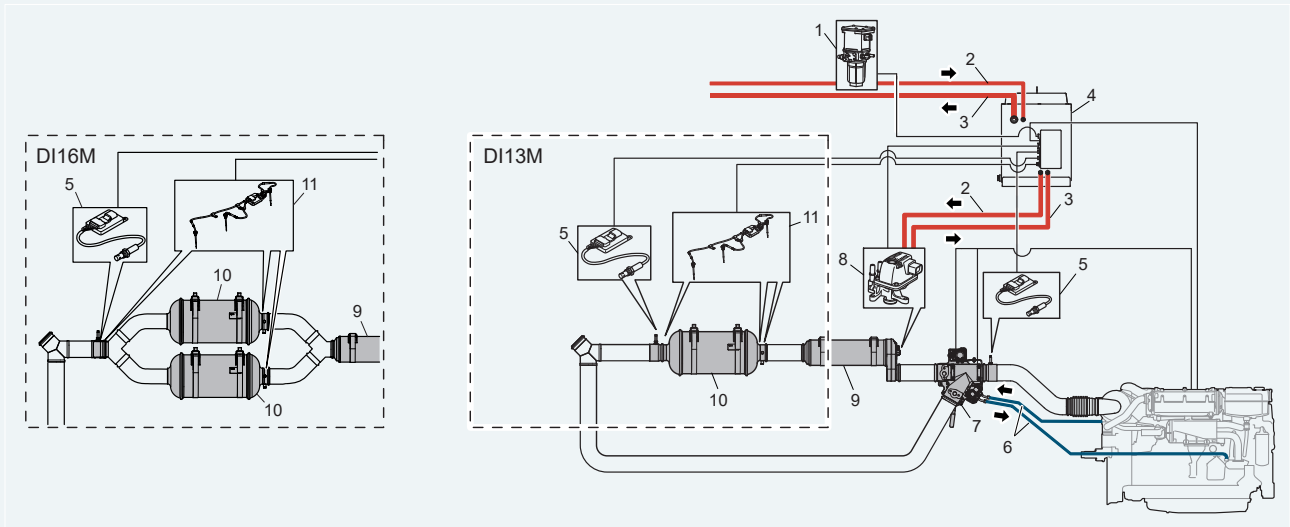
SCR system



The principle for Scania's SCR system

SCR (Selective Catalytic Reduction) technology is used on Scania's engines for IMO Tier III to reduce the NO_x content in the exhaust gases. A chemical process is started when reductant, a urea and water mixture, is injected into the exhaust gas stream. During the injection, the water evaporates, and the urea breaks down to form ammonia. The ammonia then reacts with the nitrogen gases in the SCR catalytic converter and forms harmless products such as nitrogen gas and water. Through the use of SCR, the exhaust gases are purged of poisonous levels of NO_x in the best possible way. Scania makes use of a system that is carefully developed and tested in our own laboratory.

The Scania SCR system includes an exhaust routing valve, which enables bypassing of the SCR system to meet classification requirements for marine installations. The system is delivered with a reductant tank made of stainless steel, prepared for connection to a main tank, provided by the customer. To ensure the flow of reductant between the main tank and the reductant tank, a reductant feed pump controlled by Scania can be provided. The system can be offered with all the necessary mechanical and electrical parts, except for exhaust piping, which should be adapted to the customer's installation.



	Standard	Optional
1 Reductant feed pump	-	✓
2 Reductant pressure pipe	-	-
3 Reductant return pipe	-	-
4 Reductant tank	✓	-
5 NO_x sensors	✓	-
6 Coolant pipes	-	-

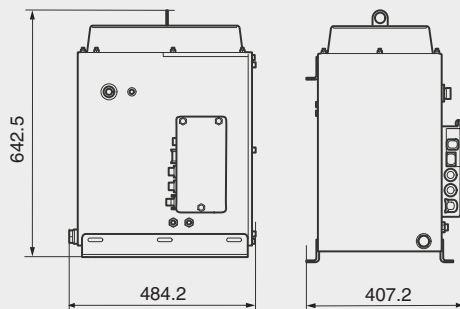
	Standard	Optional
7 Exhaust routing valve	✓	-
8 Reductant doser	✓	-
9 Evaporator	✓	-
10 SCR catalytic converter	✓	-
11 Exhaust gas temperature sensors	✓	-

SCANIA DI13 092M

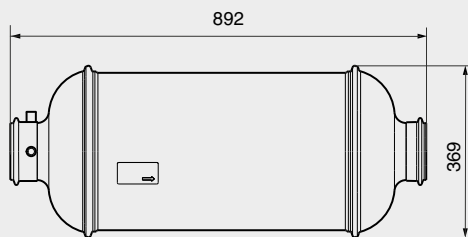
SCR system

Reductant tank

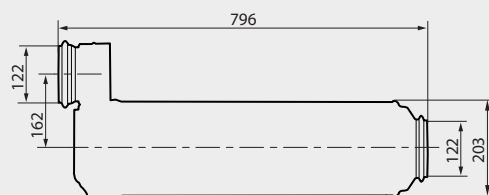
Total volume: 30 litres
Filling volume: 16 litres



SCR catalytic converter



Evaporator



Edition 03 © Scania CV AB, SE-151 87 Södertälje, Sweden

This specification may be revised without notice.